

ANNEXURE-A

Thesis/Project Initial Presentation



Thesis/Project Title

1

Group Members

- 1.
- 2.
- 3.
- 4.

Name of Supervisor(s):

Department of Computer Science and Engineering

Presentation Outline

2

1. Presentation Outline
2. Background and Motivation
3. Relevant Work / Literature Review
4. Aim and Objectives
5. Methodology
6. Expected Budget (for Hardware projects only)
7. Timeline
8. References

Department of Computer Science and Engineering

2.54 cm Margin


KNOWLEDGE & TECHNOLOGY (Monotype Corsiva, 12 font)

2 lines gap of 12 font

BANGLADESH ARMY UNIVERSITY OF ENGINEERING & TECHNOLOGY

(times, 17 font)

2 lines gap of 12 font



6 lines gap of 12 font

2.54 cm Margin

3 cm Margin

1 line gap

Department of Computer Science and Engineering (times, 16 font)

2 lines gap of 12 font

A project/thesis report on (times, 16 font)

Thesis/Project title XXXXXXXXXXXXXXXXXXXXXXXXXXXXXXX

3 lines gap of 12 font

A thesis/project is submitted in partial fulfilment for the requirements of the degree of Bachelor of Science in Computer Science and Engineering. (times, 12 font)

5 lines gap of 12 font

Submitted by (times, 12 font)

Md. XXXXXXXX
ID No.: 162040xx
Md. XXXXXXXX
ID No.: 162040xx

2 lines gap

Use 'Adjunct Faculty' as designation for adjunct faculty

Supervised by

Md. XXXXXXXXXXXXX

Designation, Department of CSE, BAUET

2 lines gap of 12 font

Department of Computer Science and Engineering (times, 14 font)

Bangladesh Army University of Engineering & Technology (times, 16 font)

3 lines gap of 12 font

September, 2020 (times, 14 font)

2.54 cm Margin

KNOWLEDGE & TECHNOLOGY (Monotype Corsiva, 12 font)



1 line gap of 12font

BANGLADESH ARMY UNIVERSITY OF ENGINEERING & TECHNOLOGY

(times, 17 font)




1 line gap of 12font

Department of Computer Science and Engineering*(times, 16 font)*



2 lines gap of 12font



6 lines gap of 12font

1 line gap

CERTIFICATE*(times, 16 font, bold)*



1 line gap

This is to certify that the thesis entitled “**TITLE**” by “**Md. XXXXXX**”, **ID No.:162040XX**, has been accepted as satisfactory in partial fulfillment of the requirement for the degree of Bachelor of Science in Computer Science and Engineering on **September, 2020**.



7 lines gap of 12font

Signature of Supervisor



4 lines gap of 12font



1 line gap

(Prof. XXXXXXX)



1 line gap

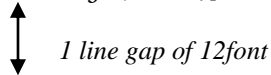
Department of Computer Science and Engineering



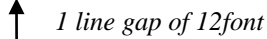
1 line gap

Bangladesh Army University of Engineering & Technology

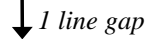
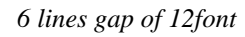

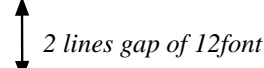
KNOWLEDGE & TECHNOLOGY (Monotype Corsiva, 12 font)



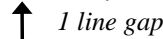
BANGLADESH ARMY UNIVERSITY OF ENGINEERING & TECHNOLOGY
(times, 17 font)



Department of Computer Science and Engineering*(times, 16 font)*

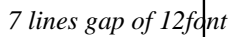


DECLARATION *(times, 16 font, bold)*

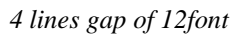


I thereby declare that my/our thesis/project entitled “**TITLE**” is the result of my work. I also ensure that it does not previously submitted or published elsewhere for the award of any degree or diploma.

The work has been accepted for the degree of Bachelor of Science in Computer Science and Engineering at Bangladesh Army University of Engineering & Technology (BAUET). *(times, 12 font)*



Author*(times, 12 font, bold)*



(Name)

.....
(times, 12 font, bold)

ACKNOWLEDGMENT *(times, 16font, bold)*

◆ *1 line gap*

The content of acknowledgments is for you as the author to decide. Here you should write the gratitude for them from whom you have taken suggestions, guidelines and other help directly or indirectly during your thesis. The length of paragraph should not exceed 300 words. *(times, 12 font)*

Mr. **XXXXXXXXXX** *(times, 12 font)*

ID No.: *(times, 12 font)*

ABSTRACT *(times, 16 font, bold)*

↑
↓
1 line gap

The abstract should be not more than **300** words. Abstract should contain the statement of main objectives, outline of method used for the study, outline of thesis results and conclusions. *(times, 12 font)*

List of contents *(times, 16 font)*

Chapter	Title	Page No.
	Certificate	ii
	Declaration	iii
	Acknowledgment	iv
	Abstract	v
	List of contents	vi
	List of figures	vii
	List of tables	viii
1	INTRODUCTION	1
	1.1 Background	2
	1.2 Objectives	3
	1.2.1 Overall objectives	4
	1.2.2 Specific objectives	5
2	METHODOLOGY	7
3	RESULTS AND DISCUSSIONS	10

List of figures *(times, 16 font)*

Figure No.	Title	Page No.
1.1	Power transmission system of lathe machine	1
2.2		2
3.1		3
4.1		4
5.2		5

Abbreviations and List of Symbols*(times, 16 font)*

CO	Carbon monoxide
A	Area of the system
GHG	Green House Gas
.....

List of tables *(times, 16 font)*

Table No.	Title	Page No.
1	Power transmission system of lathe machine	1
2		2
3		3
4		4
5		5

ADDITIONAL INSTRUCTIONS

1. Chapter heading and Chapter number

Chapter number and Chapter heading should be (*times new roman, 16 pt, bold*)

Example:

Chapter 1 **Introduction**

2. Section heading

Section heading should be (*13 pt., times new roman, bold*)

Example: **1.2 Objectives**

3. Subsection heading

Subsection heading should be (*12 pt, times new roman, normal*)

Example: 1.2.1 Overall objectives

1.2.2 Specific objectives

4. Please try to avoid the **sub-subsection**

5. All the text should be (*times new roman, 12 font, normal*) normal font single lines pacing

6. Figures and equations

Figure should insert in the text where the figure described. The caption location and number should be as follows-

Example:




Figure 3.2: Logo of Bangladesh Army University of Engineering & Technology

(*Figure 3.2 means 2nd figure in chapter 3*)

$$a + 2b + c = 5 \quad (\text{Equation 2.1})$$

(*Equation 2.1 means 1st equation in chapter 2*)

7. Tables

Table should insert in the text where it is described. The caption location and number should be as follows-

Example:

Table 3.4: Population Growth Rate of Bangladesh

Year	2000	2005	2007	2009	2012	2014
Growth rate	1%	1.5%	1.6%	1.4%	1.3%	1.2%

8. Page number

The regular page number should start from chapter 1 and insert at the bottom of the pages centered plain number without formatting (1,2, 3..... etc.). The 1st few pages before start the chapter 1 will be numbered as(i,ii,iii, etc.).

9. Citing references in the text

When citing references in the text please use “[]” and put the number in the bracket that you have put in the reference list at the end of your report.

10. Appendix should put at the end of the report numbered as A, B, C.....

11. List of references

Make the reference list according to the sequence that you have used in the text. The styles of the references are as follows-

Journal Article:

- Name of authors (last name first + coma+ 1st letter of remaining name in capital with full stop)
- Year of publication
- Title of article
- Name of journal (Italicfont)
- Volume number
- Issue number
- Page range

Example:

Uddin, M.S., Kumar, S., and Thomas, H.R. (2013). Design and performance study of a solar dryer. *Journal of Renewable Energy*, 7(2), 173-208.

Conference Article:

- Name of authors (last name first + coma+ 1st letter of remaining name in capital with full stop)
- Year of publication
- Title of article
- Name of conference
- place
- country

Example:

Uddin, M.S., Kumar, S., and Thomas, H.R. (2013). Design and performance study of a solar dryer. Proceedings in the International Conference of Mechanical, Industrial and Materials Engineering (ICMIME), Rajshahi University of Engineering & Technology, Rajshahi, Bangladesh.

Books and Report:

- Name of authors (last name first + coma+ 1st letter of remaining name in capital with full stop)
- Year of publication
- Title of Book or Report
- Place of publication
- Publisher

Example:

1. Uddin, M.S., Kumar, S., and Thomas, H.R. (2013). Design and performance study of a solar dryer. Bangladesh: Rajshahi University of Engineering & Technology.
2. United Nations Development Program, (2004). World energy assessment overview. New York:UNDP

Online sources:

- Name of authors (last name first + coma+ 1st letter of remaining name in capital with full stop)
- Year of publication
- Title of the Report
- Publisher
- Website &

access date

Example:

Uddin, M.S., Kumar, S., and Thomas, H.R. (2013). Design and performance study of a solar dryer. Benefit Media Company limited. Available at: www.bmcoltd.com, Retrieved: December, 2013.

In order to avoid plagiarism and enable a reader to trace the source of knowledge, all the references quoted in the entire thesis must be placed at the end of the text in the Harvard style alphabetically. There are two parts to referencing using Harvard style: the reference list and citing the references in the text. The reference list appears at the end of the thesis document and citation is within the text.

The citation mentions the author's surname and year of publication. The citation style varies depending upon the number of authors.

For a single author – Qureshi (2018)

For two authors – Bhutto and Qureshi (2018)

For three authors – Bhutto, Shah and Qureshi (2018)

For four or more authors – Balochet *al.* (2018)

The reference list must have surname followed by initials of the authors. The year of publication, in round brackets, should follow the names. In the case of more than one publication of the same author(s) in one year, the year of publication should be followed by the letter 'a', 'b' and so on. The specimen of describing various types of publications from various types of sources are given in Appendix 12.

13. BINDING OF THE THESIS

The thesis should be hard bound in dark blue color, as per specimen available with the Chairman of the concerned Department. The title of the thesis, author's name, title of the degree, year of award of the degree and Bangladesh Army University of Engineering and Technology should be printed in gold letters on the front of the cover. The back of the cover should not have any thing printed on it. The author's name, title of the degree and year of award should be printed in gold letters on the bound edge. **Appendix 13** shows the specimen of these writings.